



**Your partner
for obstetrics.**





A Sense of Company

With more than 90 years of experience, SCHMITZ is one of the leading international manufacturers of medical products.

A family-owned business with a living tradition. Our typical employee has been with the company for some 18 years, proof of how strongly they identify with our values and philosophy.

In 2012, the company's management passed to Friedrich and Matthias Schmitz, the fourth generation of the family.

We are proud to be located in Germany and are deeply rooted in our home region. We develop and manufacture here.

90 % of our suppliers are from Germany, of which 60 % are from the local region.

Made in Germany





A Sense of Care

We understand the services which are our lifeblood, and aim to achieve maximum customer satisfaction. From consulting through planning to installation.

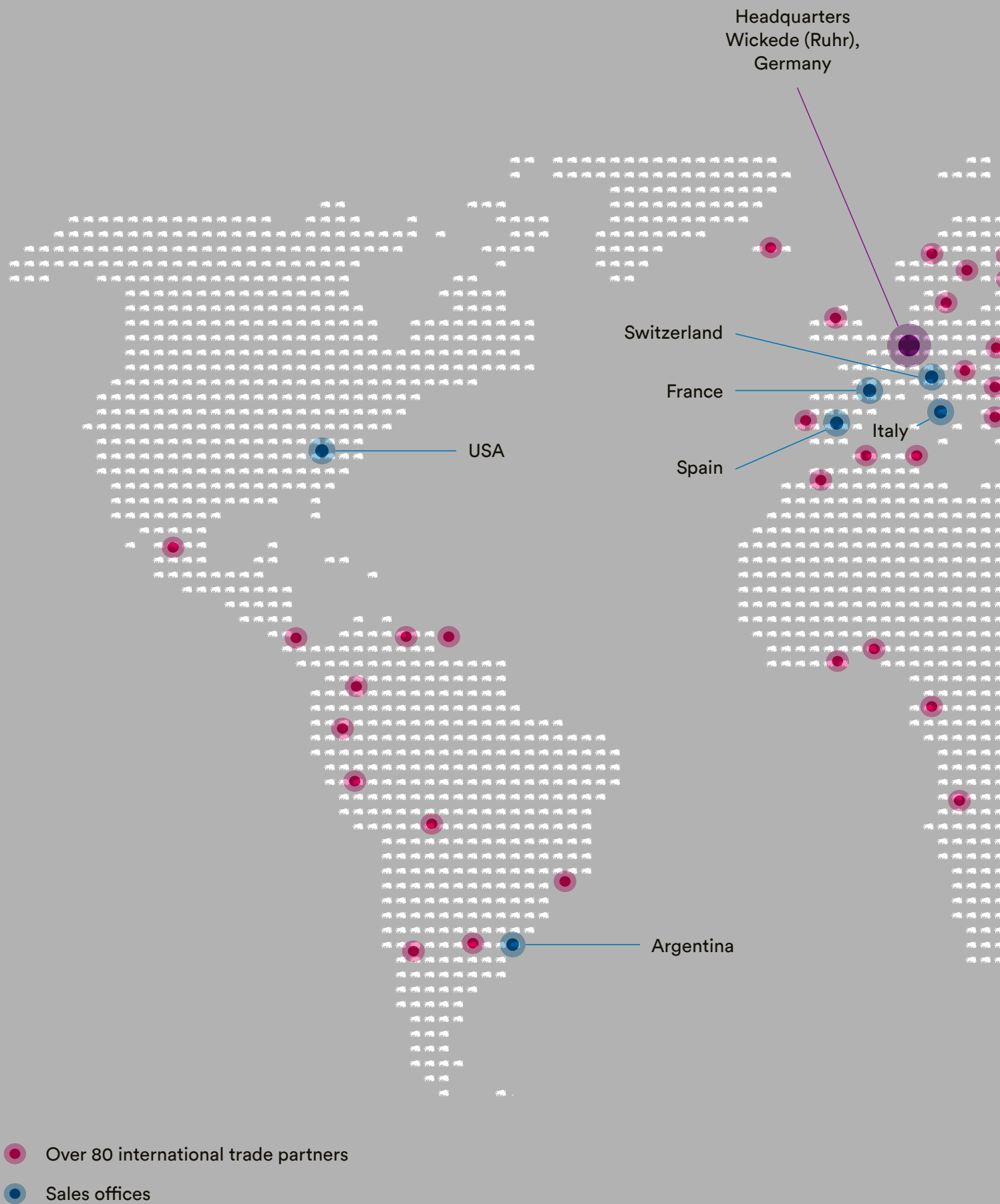
Cost-effectiveness through longevity is what you can expect from us.

With a well thought-out service concept and comprehensive support, SCHMITZ works alongside you as partner from start to finish.

Technical Customer Service

T +49 (0)2377 84 549

service@schmitz-soehne.de



SCHMITZ – represented worldwide





Idea: Karin Berghammer/Iris Podgorschek
Design: podpod design

Partura® CE^{MD}**combining comfort, flexibility and safety**

As much freedom of movement as possible for the mother-to-be during the first and second stages of labour and individual adjustment of the table via the hand control – at all times. This is the idea behind the design of the delivery table.

The pleasantly padded lying surface is large enough to allow active support by the partner. The midwife may use the foot section as a seat.

The delivery table manufactured by SCHMITZ meets all requirements:

It combines an attractive design with great comfort for the expectant mother and optimum working conditions for the obstetrics team.

In addition, the closed, smooth claddings and the padded areas are easy to clean and disinfect.

If required, the table may be adjusted in just a few steps to allow rapid surgical intervention.

Partura® – The delivery table for a safe and gentle birth.





Partura®

combining comfort, flexibility and safety

Versatility

Partura® is distinguished by its versatile birthing positions combined with its large range of movement.

Individual colour schemes

With our wide range of colours, the Partura® will fit perfectly into any room and create a pleasant atmosphere.

You are welcome to try out all of the possible combinations. Please use our colour configurator on our homepage, see QR code at the bottom of this page.

Experience “life” together

Share the birth of your child with your partner.
A beautiful experience for the growing family.
Birthing partners can always be involved if desired thanks to the large lying surface and pull-out foot section.

Discover our new
product and colour
configurator:



Partura® Positions



First stage of labour

table in lowest position (64 cm) to alternate between relaxation and movement, the low table height facilitates getting up and down from the table



Birth in lithotomy position

classical position



Birth in Trendelenburg position in shoulder dystocia

surgical interventions or manual expulsion



First stage of labour and/or transitional stage in knee-elbow position

in cases of urge to bear down prior to full dilatation of the cervical os and in intrauterine asphyxia



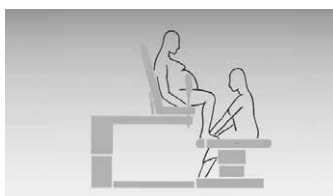
Birth in knee-elbow position

for multiparas with a previous epidural to relieve the perineum and with particularly large children



Post partum, with birth in knee-elbow position

new mother can simply sit back after delivery, without having to turn around



Second stage of labour in vertical position with raised back section

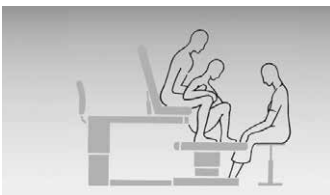
comfortable sitting position even without a partner; the recess in the mattress means that no pressure is applied to the perineum. Manual expulsion possible in breech presentation



Second stage of birth in vertical position with partner
the parturient may lean against her partner, bodily contact



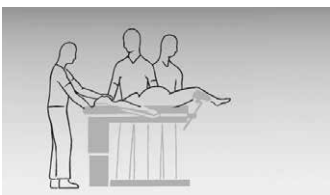
Birth in crouching position
optimization of the birth axis, maximum kyphosis, perineum is relieved



Birth in crouching position with partner
who can lift the parturient slightly when the head emerges, bodily contact



Surgical delivery
forceps delivery or vacuum extraction, manual expulsion in breech presentation
post partum to care for the perineum, in manual removal of the placenta



Caesarean section in delivery room
in case of absolute indication



Shock position
in prolapse of the cord or circulatory collapse



Leg elevation
for relaxation

Partura® and accessories

Model No.	Description
-----------	-------------



140.1010.0	Partura® Delivery table
-------------------	--------------------------------

	<p>Main section with seat and backrest, foot section. Mobile thanks to swivel castors with a central locking mechanism via a foot pedal. Main and foot section are separable; the foot section can be pushed under the main section and engaged in four positions. Includes two wired hand controls.</p>
--	--

	<p>The standard features of the Partura® delivery table can be found on page 19.</p>
--	--



104.6010.0	Cushion to support the back
-------------------	---------------------------------------

104.6020.0	Fitted cover
(w/o ill.)	for two-part pad, white, may be washed up to 95 °C

Model No. Description



104.6030.0 Supporting bar
to stabilize the shoulder girdle, powder-coated steel tube, tiltable and height adjustable, with two SST 18/10 swivel-type clamps, mounting on side rails



104.6040.0 Handles (pair)
detachable, powder coated steel tube, attachment to back section, SST 18/10 clamp



104.6050.0 Rinsing basin
made of SST 18/10, 355 × 325 × 100 mm (L x W x D)



104.6060.0 Foot supports (pair)
SST 18/10 attachment, foot plates of plastic material, grey



Partura®**fully equipped for a comfortable birth**

The foot section can be detached from the main section to allow better access for the midwife and doctor – and used as a seat or table.

- Parallel and separate electromotive height adjustment of main and foot section.
- Easy cleaning and disinfection thanks to closed, smooth surfaces, detachable upholsteries.
- Mobile by means of swivel castors – central braking system.
- 22 standard colours for an attractive colour design.
- Manifold possibilities of adjustment, high stability and a lot of space for all different labour-facilitating positions – also involving the partner.
- Electrical adjustment function via two easy-to-reach hand controls.
- Softstart function of all bed movements.
- Multifunctional back rest, insertable at main and foot section.
- Leg supports with ball and socket joint for a fast adjustment out of park into use position.
- Operational reliability at temporary power failure thanks to integrated batteries.



Easy and fast storing of leg supports under the top or swinging back, if required.



Back rest may also be attached at the foot section.



If not required, handles may be stored at the head end of main section.



Main switch, potential equalization, battery indicator, socket acc. to IEC 60230 C13.



Infusion rod may be attached at the head or on the left or right-hand side.



Fixing lever for locking of foot section.



Handgrips for an easy movement of foot section.



Two hand controls with helix cable, situated left and right hand at main section.

Partura® C€MD**Standard equipment**

Main section featuring seat and back, foot section; on casters, central locking device. Main and foot sections may be separated. The foot section may be pushed under the main section, four locking positions. Seat section features a recess of 150 mm radius.

Two-part pad for main section and foot section made of highly elastic coated foam, moisture repellent and secured against slipping.

1 two-part cover, white, may be washed up to 95 °C.

Casing and frame made of powder coated sheet steel, available colours acc. to SCHMITZ colour chart. Back rest may be attached at the head or foot end, with imitation leather covering in stone grey 96.

Two Göpel-type leg supports, stainless steel 18/10, integral foam pad in silver-grey, height adjustable. Two rotating joints to attach the leg supports. Quick changing of leg supports e. g. from parking position to shock position. Two handles, stainless steel 18/10, integral foam in silver-grey, may be attached at the sides.

Infusion rod with 4 hooks, stainless steel 18/10, may be attached at the head and near the handles, height adjustable. Back support near the seat recess, semi-circular, integral foam silver-grey, for birth in squatting position.

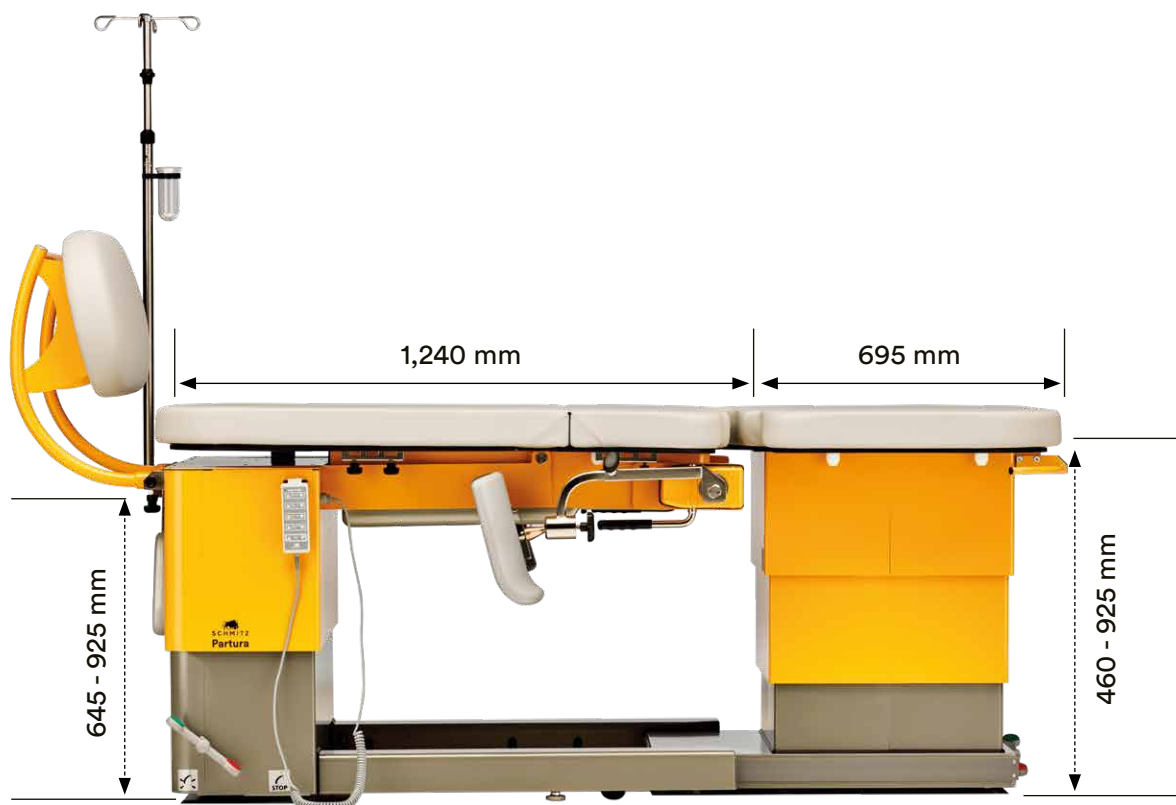
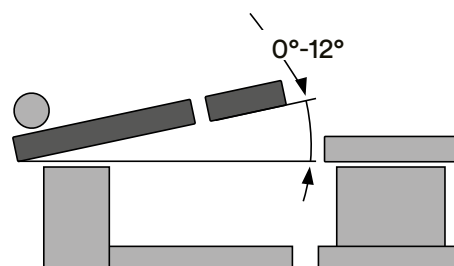
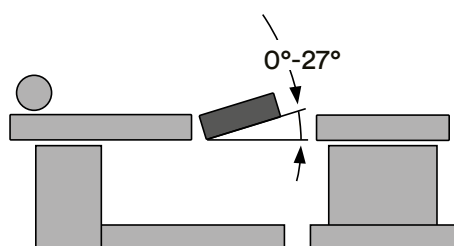
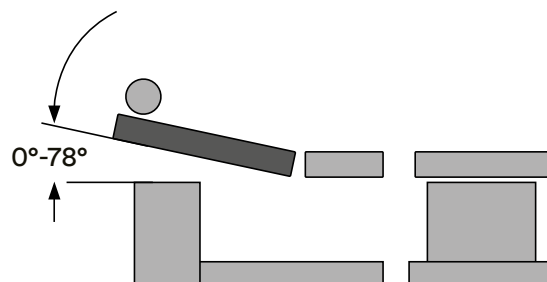
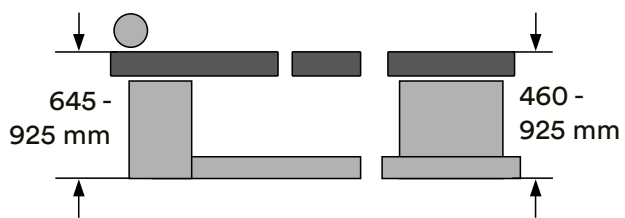
Two hand controls with helix cable, left and right of the main section, for infinite adjustment driven by an electric motor:

- Height of main section
- Back section
- Seat section
- Inclination of top (shock position)
- Height of foot section

Operational reliability at temporary power failure thanks to integrated batteries.

Colours

- Two-part pad for main section and foot section: stone grey 96
- Back rest pad: stone grey 96
- Leg supports, handles and back support: integral foam silver-grey.
- Sheet steel parts: powder coated acc. to SCHMITZ colour chart

























Partura®**Adjustment functions and dimensions**

Dimensions	
Height of main section adjustable	from 645 - 925 mm
Height of foot section adjustable (only in connection with main section)	from 460 - 925 mm
External dimensions of delivery table with back rest	2,330 × 1,015 mm (L x W)
Padded top	1,950 × 950 mm (L x W)
Length of mattress on back section	890 mm
Length of mattress on seat section	350 mm
Length of mattress on foot section	695 mm
Mattress thickness	80 mm
Angle of inclination of top	0 - 12° (shock position)
Adjusting angle of back section	0 - 78°
Adjusting angle of seat section	0 - 27°
Safe working load (main section)	220 kg
Safe working load (foot section)	135 kg
Weight foot section	110 kg
Weight main section	265 kg
Total weight	375 kg
Supply voltage	230 V AC
Frequency	50 Hz
Power consumption	max. 0.76 KW
Protection class	I





Powder coated finishes

			
grey white RAL 9002	pure white RAL 9010	alabaster grey RAL 0007500 ¹	light grey RAL 7035
			
anthracite grey RAL 7016	jet black RAL 9005	white aluminium RAL 9006	grey aluminium RAL 9007
			
colza yellow RAL 1009050 ¹	signal yellow RAL 1003	pastel orange RAL 2003	light ivory RAL 1015
			
sahara beige RAL 0607030 ¹	antique pink RAL 3014	heather violet RAL 4003	vermillion RAL 2002
			
light green RAL 6027	lemon green RAL 1008060 ¹	leaf green RAL 1206050 ¹	
			
white blue RAL 2408015 ¹	light blue RAL 2606030 ¹	sapphire blue RAL 5003	



antimicrobial
These colours have antimicrobial properties

Colours for upholsteries and plastic enamel coatings

Discover new, colourful worlds

With a total of 19 upholstery colours and 22 colours for powder-coated finish, you have many options to create colourful highlights in your surgery.

Whether muted or cheerful, classic or modern, elegant or extravagant - with our tool, you will certainly find the right colour for you in no time at all.

We would be delighted to advise you – please feel free to contact us.



Be inspired:
www.schmitz-soehne.com

We recommend:

Accessories for upholstery cleaning

Model No.	Description
2019878 (w/o ill.)	Special cleaner for leatherette 500 ml spray bottle (packaging unit 3 bottles)
2026973 (w/o ill.)	Cleaning set for leatherette 1 × 500 ml spray bottle and a brush

Please refer to our separate operating manual for upholsteries for detailed information on cleaning and disinfection of upholsteries.



Contact

SCHMITZ u. Söhne
GmbH & Co. KG
Zum Ostenfeld 29
58739 Wickede (Ruhr)



All devices marked with the CE-MD symbol, in combination with our accessories, meet the requirements of Medical Device Regulation 2017/745/EU (MDR) as well as the Medical Device Amendment Act and are risk class 1 medical devices.



All devices marked with the simple CE symbol meet the requirements of low-voltage directive 2014/35/EU as well as the regulation on electrical equipment.

Please also refer to the instructions for use, for more details about the intended use!

P. O. Box 14 61
58734 Wickede (Ruhr)
Germany

T +49 (0)2377 84 0
F +49 (0)2377 84 162
zentrale@schmitz-soehne.de

Export:
T +49 (0)2377 84 0
F +49 (0)2377 84 135
export@schmitz-soehne.de

Technical Service Hotline:
T +49 (0)2377 84 549
F +49 (0)2377 84 210
service@schmitz-soehne.de

Information on our
establishments worldwide
can be found on our website:

www.schmitz-soehne.com



* This product is an article of merchandise, sold under OEM brand name.

Our goods and services are to be understood ex works. Deliveries are effected via our authorized partners or branch offices. The company reserves the right to alter the design, construction, dimensions and finish of its products without notice. All relevant dimensions and weights are to be understood as approximate information/data. Due to technical reasons colour deviations are possible. The articles shown in this catalogue are not authorized for sale in the United States.

Nominal charge 3.00 Euro.